


CAFÉ DO JARDIM DE MESQUITA LTDA
05.385.411/0001-66
Balance Sheet
Years ended December 31, 2022 and 2021
(In reais - R\$)

Assets	<u>2022</u>	<u>2021</u>	Liabilities and Equity	<u>2022</u>	<u>2021</u>
Current assets			Current liabilities		
Cash and cash equivalents	27.622	40.400	Suppliers	5.818	10.923
Taxes and contributions recoverable	3.634	4.934	Taxes and social charges payable	4.296	3.939
Receivables from customers	2.689	2.757	Income and social contribution taxes	1.316	-
	-	-	Other liabilities	8.952	7.523
	-	-	Vacations and related charges	7.258	7.180
	33.945	48.091		27.640	29.565
Non-current assets			Non-current liabilities		
	-	-	Related parties	600.000	625.000
	-	-		600.000	625.000
			Total Liabilities	627.640	654.565
			Equity		
			Subscribed and paid-in capital	5.000	5.000
			(-) Accumulated losses	(598.695)	(611.474)
			Total Equity	(593.695)	(606.474)
Total Assets	33.945	48.091	Total Liabilities and Equity	33.945	48.091


 Pedro Claudio de Medeiros Bocayuva Bulcão
 Director



 Maurício Cesar Costa
 Accountant
 CRC/RJ 050.876/O-2

CAFÉ DO JARDIM DE MESQUITA LTDA
05.385.411/0001-66
Statement of income
Years ended December 31, 2022 and 2021
(In reais - R\$, except Earnings (Loss) net per quotas)

	2022	2021
Net operating revenue	294.826	210.543
Cost of sales	(109.922)	(67.544)
	(109.922)	(67.544)
Gross profit	184.904	142.999
Operating (expenses) revenues		
Personnel expenses	(133.425)	(152.133)
Administratives and general	(25.778)	(16.972)
Net financial result	(2.704)	(1.760)
Other operating revenues (expenses)	(300)	-
	(162.207)	(170.865)
Profit (Loss) before taxes and profit sharing	22.697	(27.866)
Income and social contribution taxes - current	(4.035)	-
Profit sharing	(5.883)	(4.454)
	(9.918)	(4.454)
Net income (Loss) net for the year	12.779	(32.320)
Number of outstanding quotas at year end	5.000	5.000
Earnings (Loss) net per quotas	2,56	(6,46)



Pedro Claudio de Medeiros Bocayuva Bulcão
Director




Maurício Cesar Costa
Accountant
CRC/RJ 050.876/O-2

CAFÉ DO JARDIM DE MESQUITA LTDA
05.385.411/0001-66
Statemente of cash flow - Indirect method
Years ended December 31, 2022 and 2021
(In reais - R\$)


	2022	2021
Cash flow operating activities		
Net income (Loss) net for the year	12.779	(32.320)
	12.779	(32.320)
(Increase) decrease in assets:		
Current:		
Taxes and contributions recoverable	1.300	(466)
Receivables from customers	68	(1.123)
	1.368	(1.590)
Increase (decrease) in liabilities:		
Current:		
Suppliers	(5.105)	6.298
Taxes and social charges payable	357	1.993
Income and social contribution taxes	1.316	-
Other liabilities	1.429	(637)
Vacations and related charges	78	4.481
Non-current:		
Related parties	(25.000)	48.000
	(26.925)	60.135
Net cash flow (applied) generated by operating activities	(12.778)	26.225
Cash flow from investing activities		
Net cash flow generated by investing activities	-	-
Cash flow from financing activities		
Net cash flow generated by financing activities	-	-
(Decrease) increase in cash and cash equivalents	(12.778)	26.225
Cash and cash equivalents at beginning of the year	40.400	14.175
Cash and cash equivalents at end of the year	27.622	40.400
(Decrease) increase in cash and cash equivalents	(12.778)	26.225


 Pedro Claudio de Medeiros Bocayuva Bulcão
 Director



 Maurício Cesar Costa
 Accountant
 CRC/RJ 050.876/O-2

CAFÉ DO JARDIM DE MESQUITA LTDA
05.385.411/0001-66
Statement of Added Value
Years ended December 31, 2022 and 2021
(In reais - R\$)

	31/12/2022	31/12/2021
Revenue		
Gross Revenue	324.877	232.004
Other operating income	107	203
	324.984	232.207
Inputs acquired from third parties		
Sales Inputs	(121.126)	(74.593)
Other inputs	(20.304)	(12.017)
	(141.430)	(86.610)
Gross added value	183.554	145.597
Net added value	183.554	145.597
Added Value to Distribute	183.554	145.597
Distribution of added value		
Personnel		
Remuneration	68.923	72.351
Benefits	48.140	45.021
Service Assurance Fund - FGTS	4.890	23.844
	121.953	141.216
Government		
Social Integration Programs (PIS) and Contribution to Social Security Financing (COFINS)	18.311	13.917
Income and social contribution taxes	4.035	-
National Institute of Social Security (INSS)	17.355	15.372
Other taxes	9	-
	39.710	29.289
Funders	3.111	1.963
Rental	6.001	5.449
Profit (Loss) of the quotaholders	12.779	(32.320)
Distributed added value	183.554	145.597



 Pedro Claudio de Medeiros Bocayuva Bulcão
 Director




 Maurício Cesar Costa
 Accountant
 CRC/RJ 050.876/O-2

CAFÉ DO JARDIM DE MESQUITA LTDA
05.385.411/0001-66
Statement of changes in equity
Years ended December 31, 2022 and 2021
(In reais - R\$)

	Subscribed and Paid-in Capital	Profits (Losses) Accumulated	Total
Balances at December 31, 2020	5.000	(579.154)	(574.154)
(Loss) net for the year	-	(32.320)	(32.320)
Balances at December 31, 2021	5.000	(611.474)	(606.474)
Net income for the year	-	12.779	12.779
Balances at December 31, 2022	5.000	(598.695)	(593.695)




 Pedro Claudio de Medeiros Bocayuva Bulcão
 Director




 Maurício Cesar Costa
 Accountant
 CRC/RJ 050.876/O-2

CAFÉ DO JARDIM DE MESQUITA LTDA
05.385.411/0001-66
Statement of Comprehensive Income
Years ended December 31, 2022 and 2021
(In reais - R\$)

	<u>2022</u>	<u>2021</u>
Net income (Loss) net for the year	12.779	(32.320)
Other Comprehensive Income	-	-
Comprehensive income for the year	<u>12.779</u>	<u>(32.320)</u>



Pedro Claudio de Medeiros Bocayuva Bulcão
Director



Maurício Cesar Costa
Accountant
CRC/RJ 050.876/O-2